



Us, Not Musk!

February Recess Town Hall Guide







Over the past few weeks, Trump has unleashed chaos across the country, unjustly firing key leaders, dismantling vital departments, and freezing federal funding—directly jeopardizing essential services that millions rely on. His reckless actions are blocking access to health care for children, seniors, and vulnerable communities while fueling fear through mass ICE raids. **He has accomplished much of this through Elon Musk.**

Trump has handed over control of critical financial payment systems to Musk’s Department of Government Efficiency (DOGE), raising alarming concerns about financial stability, privacy, and the future of Social Security, Medicare, and Medicaid. Musk has made a mess that reaches deep into the lives of people in every congressional district and state in this country with impunity. But the Republican-led Congress has failed to stand up for their constituents to stop Musk’s raid on our checks and attacks on lifesaving programs. **Congress must hold Musk accountable because they work for us, not Musk.**

During the upcoming congressional recess on February 15–23, many members of Congress will hold town halls and other public events, creating an opportunity for us to make public, visible, loud shows of opposition to the Trump/Musk/billionaire takeover, abuse, and corrupt pillaging of our federal government.

This guide will help you prepare for your town hall meeting so that the experience is positive and effective, so read it closely! And thanks for speaking out.

QUICK FIND - MOST IMPORTANT RESOURCES:

-  Create your event page at MoveOn.org/Recess
-  [View your RSVPs and contact your guests!](#)
-  [Sample Questions for Town Hall Meeting](#)
-  [Event Checklist](#)
-  Upload photos from your event at MoveOn.org/Photos
-  [Safety Concerns](#) & [De-escalation Tips](#)

KEY PRINCIPLES

- The goal of attending a town hall is to get your member of Congress to take a public stance. [Come prepared to ask pointed questions and press your elected official to give you a clear answer.](#) **Be polite, but be relentless.** Your member of Congress should feel as though they’re under pressure by constituents. Don’t be afraid to ask repeatedly and push for a firm commitment in support of health care, education, or denouncement of Trump’s unlawful policies and politicized firings.
- Take photos and videos and share them to MoveOn.org/Photos right away. Record your questions and your member of Congress’s answers on video. Often, there will be reporters at town halls, but it’s critical to have our own record of what’s said so that we can get the word out to the media.
- Don’t engage with the opposition. Don’t help them by getting baited into an argument; stay focused on your member of Congress and your message. [Here are some more tips for de-escalating a situation with opposition.](#)
- We are committed to nonviolent, peaceful protest. For more details, [please see our attendee guidelines.](#)



1. Plan Your Event

First, take a look to see if your representative has announced any in-person events during recess—[you can look up your representative here](#). Check their website. While there, sign up for their constituent email lists to get notified about late-breaking events. Call their office and ask about upcoming town halls and public appearances. Check their Facebook page or Twitter feed. Do a web search for “Rep. ___ public event” or “constituent townhall.” Keep an eye on the local newspaper.

If you find an event, congratulations! Skip to the next step, and post an event with the same time and location as your rep.’s event so you can recruit your fellow MoveOn members to attend with you. You can even set a nearby meeting point a little before the event starts to meet up and plan your approach, distribute signs, assign roles, and get to know each other.

Unfortunately, it’s all too common for congresspeople to avoid public appearances, or to announce them with little advance notice. **So it’s OK if you don’t see an event near you!** That might mean it’s all the more important that you make sure your rep. hears from you. We’re encouraging members to host public visibility events at high-traffic locations or outside of their representative’s office. And there’s no need to wait to see if your rep. will eventually hold something—you might be left holding your breath all week, or get a notification when it’s too late to recruit attendees. **So if there isn’t already an event on the calendar, you should create your own!** Just plug in your event details and use the materials in this guide to get prepared!

If you have a good relationship with your rep.’s office or have noticed them taking a strong stand against Musk’s agenda, you could call the office and ask for a meeting or invite them to join you in hosting a speakout, sharing the ways that Musk has disrupted your life and the lives of people in your community.

2. Post your event

Once you know whether you’re recruiting to an existing event or hosting your own in the absence of one led by your rep., register your event at MoveOn.org/Recess.

Some things to consider when you pick a location and a time:

- **If you are near one of your representative's offices:**
 - That’s an ideal place to hold an event!
 - We recommend doing the event when the office is open – typically Monday-Friday, 9-5 (but check the local office—that might vary!). They probably will be closed on Monday, February 17, for the federal President’s Day holiday.
 - We are encouraging people to plan their events for Thursday or Friday, 2/20-21, to give yourself more time to prepare and recruit attendees. But you should set the time and location based on your availability, local weather, etc.
- **If you are NOT near one of your representative's offices,** you can pick a venue, date, and time that makes sense—either a central meeting place (like a prominent street corner or public park) or a site that has been impacted by Musk’s mess (e.g., outside your state’s research university science building whose cancer research was halted when Musk shut off grants from NIH, outside a regional Social Security Administration office, near a superfund site that relies on the EPA to keep your community safe, etc.).



3. Recruit a team

If you're planning to confront your member of Congress at a town hall, you'll want help. A single person can be effective, but a team is always better. Recruit a group of at least five or 10 people to go with you using your event page's share tools.

If your event is posted on MoveOn.org/Recess, we'll also help you recruit fellow constituents to attend.

4. Make a plan

Set a nearby location for constituents attending the event to meet up before the town hall and walk in together.

Decide how you want to be visible at the event. The most important things to do are to find opportunities to ask your member of Congress your question and make sure they actually answer it. It's a good idea to have your group spread out, so that you have more opportunities to ask questions. Arrive early to get good seats.

Divide up roles. Decide in advance who is going to be inside and asking questions, who will hold signs outside (if anyone), who will shoot video, and who will take photos and upload them on MoveOn.org/Photos.

Practice the question you will ask of your member of Congress. For examples of questions, [click here](#).

If your representative is someone you feel confident will continue to side with Musk instead of your neighbors, you can also host a rally outside of the event and capture the attention of any press there to cover the town hall.

The event page allows you to message anyone who has RSVP'd to your event, so you can send out request for specific roles and see who responds.

5. Attend the Town Hall *[No Town Hall? Skip to Step 7.]*

Once you are at the event, do everything you can (within reason) to get your target to answer your question about where they stand on the issue. You can get several people to ask him or her directly, hold up signs, get reporters to inquire, etc. The key is to be relentless and highly visible. Again, remember to assign someone to videotape any interactions so that your member of Congress's comments are recorded.

6. Report back

What happens at the town hall may be newsworthy, so please report back immediately after the event by posting on Twitter, Facebook, Instagram, and other social media using #UsNotMusk. Include any photos and/or videos you shot at the event. Also, check your email for a survey after your event to provide feedback.

TIP: RECORDING GOOD VIDEO

Recording a good video takes a bit of preparation. Here are a few simple tips to do it right:

1. Have multiple people shooting video.
2. Use a camera if you can (and if you've got a professional camera, use that). Cellphones work, but higher-quality video is always better.
3. Keep the focus on your member of Congress. Don't pan back and forth between the crowd and your target.
4. Stand or sit as close as you can to your member of Congress.



7. No town hall, no worries!

If your member of Congress is not holding a town hall or public event, MoveOn members are invited to follow **steps 1-3** and:

- Visit your local congressperson's office to [ask them some of these sample questions](#)
- Rally outside your congressperson's office
- Hold a honk and wave at a high-visibility public location

Since you won't have a town hall agenda to follow, here is an example of how to structure your event:

10 a.m.	Welcome attendees. <ul style="list-style-type: none">• Introduce yourself and the purpose of the event. State the clear overarching goal and what you hope to accomplish with your event.• Briefly run through your program for the event (including listing speakers), and thank any organizations and individuals who made the event possible.• Tell attendees that, if they are sharing photos from the event on social media, to use the hashtag #UsNotMusk.• Use this time to distribute any materials.• If you feel comfortable, send someone into the rep's office and ask them to come out to speak with you.
10:15 a.m.	Introduce speakers (if you have identified 2-3 people with prepared remarks). <ul style="list-style-type: none">• Make sure to center the voices of speakers and attendees who are most impacted by the chaos.
10:30 a.m.	Take action. <ul style="list-style-type: none">• Lead the group in chants, wave your signs, and make your voices heard!
10:50 a.m.	Take a group photo and/or video for social media#UsNotMusk.
11:00 a.m.	Closing remarks and thank-you's: <ul style="list-style-type: none">• Close the event by reiterating our reason for coming together.• Thank attendees for attending your event and impress upon them the importance of our continued advocacy.

Looking for more ideas or want to talk shop?

[Visit our MoveOn Community!](#) This is a group for anyone planning February recess actions. Use this space to discuss your ideas, share best practices, and ask for advice from others who are planning actions too.

SIGNS & VISUALS FOR YOUR EVENT

Find all downloadable signs and visuals for your event here: [coming soon!]

Please display these signs & messages prominently at your event. You can print them out or make your own versions! Tip: Keep the signs and post them in your windows or in your yard at home to show your continued support.



If you have concerns about safety or security, email eventsafety@moveon.org. Our staff is here to help with years of experience supporting events. If you hear of counter-protesters, have questions about if/how to engage law enforcement, or any questions on security, please reach out for support.

If you still have questions after reading this guide, email help@MoveOn.org for support.